

EQUIPMENT & SUPPLIES

— RENTAL RATES —

Rent what you need when you need it.



Bobcat of Abilene

Effective July 2024



YOU HAVE THE ANSWER TO EVERY CHALLENGE



Have a one-off project, need a special tool or making repairs around the house? Bobcat of Abilene has what you need to get the job done. We offer a wide range of equipment and supplies from track and skid-steer loaders to power washers and generators. When you're looking to rent – look no further than your convenient Bobcat dealer.





WHAT WE RENT


- Earth moving equipment & attachments
- Trenchers and rocksaws
- Scissor and boom lifts
- Forklifts
- Brush chippers, stump grinders and log splitters
- Utility vehicles
- Compact tractors
- Sod cutters and rollers
- Power washers, submersible pumps and trash pumps
- Trench and plate compactors
- Concrete tools and stamping equipment
- Floor sanders, buffers, scrapers
- Sewer snakes
- Air compressors
- Jack hammers
- AND MUCH MORE!





*All prices subject to change.




EARTH MOVING EQUIPMENT	MODEL	PRODUCT SPECIFICATION	DAY	WEEK	MONTH
	T450	1,400# CAP, 6,148# OPERATING WEIGHT	\$180	\$540	\$1,620
	T62	2,150# CAP, 8,612# OPERATING WEIGHT	\$210	\$630	\$1,890
	T64	2,300# CAP, 8,724# OPERATING WEIGHT	\$220	\$660	\$1,980
	T66	2,450# CAP, 8,927# OPERATING WEIGHT	\$270	\$810	\$2,430
	T76	2,900# CAP, 10,250# OPERATING WEIGHT	\$280	\$840	\$2,520
	T740	3,200# CAP, 10,127# OPERATING WEIGHT	\$280	\$840	\$2,520





	S450	1,300# CAP, 5,027# OPERATING WEIGHT	\$160	\$480	\$1,440
	S550	1,750# CAP, 6,213# OPERATING WEIGHT	\$180	\$540	\$1,620
	S570	1,950# CAP, 6,480# OPERATING WEIGHT	\$200	\$600	\$1,800
	S590	2,100# CAP, 6,593# OPERATING WEIGHT	\$210	\$630	\$1,890
	S64	2,300# CAP, 6,974# OPERATING WEIGHT	\$210	\$630	\$1,890



	E10	6' DIG DEPTH, 2,593# OPERATING WEIGHT	\$180	\$540	\$1,620
	E20	8.4' DIG DEPTH, 4,306# OPERATING WEIGHT	\$190	\$570	\$1,710
	E32	10.3' DIG DEPTH, 7,340# OPERATING WEIGHT	\$210	\$630	\$1,890
	E35	10.3' DIG DEPTH, 7,699# OPERATING WEIGHT	\$220	\$660	\$1,980
	E38	11.1' DIG DEPTH, 7,893# OPERATING WEIGHT	\$230	\$690	\$2,070
	E50	11.6' DIG DEPTH, 10,677# OPERATING WEIGHT	\$270	\$810	\$2,430
	E85	15.4' DIG DEPTH, 18,977# OPERATING WEIGHT	\$420	\$1,260	\$3,780


					
	MT100	1,000# CAP, 3,390 # OPERATING WEIGHT	\$170	\$510	\$1,530


					
	JOHN DEERE 310K	14.3' DIG DEPTH, 13,913 # OPERATING WEIGHT	\$300	\$900	\$2,700


TRENCHERS	MODEL	PRODUCT SPECIFICATION	DAY	WEEK	MONTH
PEDESTRIAN TRENCHER 	RTX250	4" WIDTH, 2' AND 3' DIGGING DEPTH	\$180	\$630	\$1,800
RIDE ON TRENCHER 	RTX450	6" WIDTH, 4' DIGGING DEPTH	\$300	\$1,050	\$3,000
ROCK SAW 	RTX550	6" WIDTH, 26" DIGGING DEPTH	\$1,000	\$3,500	\$10,000



AERIAL EQUIPMENT	MODEL	PRODUCT SPECIFICATION	DAY	WEEK	MONTH
ELECTRIC SCISSOR LIFT 	19'	19' PLATFORM HEIGHT	\$100	\$300	\$900
	27'	26' PLATFORM HEIGHT	\$110	\$330	\$990
SELF PROPELLED BOOM LIFT 	46'	46' PLATFORM HEIGHT	\$300	\$900	\$2,700
TRAILER LIFTED BOOM LIFT 	36'	36' PLATFORM HEIGHT	\$200	\$900	\$2,800
AERIAL WORK PLATFORM 	25'	25' PLATFORM HEIGHT, SINGLE PERSON	\$60	\$210	\$600

FORKLIFTS	MODEL	PRODUCT SPECIFICATION	DAY	WEEK	MONTH
TELESCOPIC FORKLIFT 	V519	5,000# CAP, 19' MAX HEIGHT	\$300	\$900	\$2,700
WAREHOUSE FORKLIFT 	MI 25G	5,000# CAP, 14' MAX HEIGHT	\$150	\$450	\$1,350

TREE CARE	MODEL	PRODUCT SPECIFICATION	DAY	WEEK	MONTH
BRUSH CHIPPER 	BC1000XL	12" CAPACITY, 74 HORSE POWER	\$500	\$1,500	\$4,500
STUMP GRINDER 	SC30TX	12" CUTTER WHEEL	\$200	\$600	\$1,800
STUMP GRINDER 	SC292	17" CUTTER WHEEL	\$225	\$675	\$2,025
LOG SPLITTER 	920LSH	25" OPENING, TOWABLE, GAS POWERED	\$70	\$245	\$700

UTILITY VEHICLE	MODEL	PRODUCT SPECIFICATION	DAY	WEEK	MONTH
	3400	2 SEATER	\$120	\$360	\$1,080

VAC TRAILER	MODEL	PRODUCT SPECIFICATION	DAY	WEEK	MONTH
	LPX573XDT	24 HORSEPOWER 500 GAL SPOIL TANK	\$570	\$1,710	\$5,130

TRACTOR AND IMPLEMENTS	MODEL	PRODUCT SPECIFICATION	DAY	WEEK	MONTH
COMPACT TRACTOR 	CT2035	35 HORSE POWER, FOUR WHEEL DRIVE	\$170	\$510	\$1,530
SHREDDER 		60" THREE POINT SHREDDER	\$90	\$315	\$900



LOADER ATTACHMENTS	PRODUCT SPECIFICATION	DAY	WEEK	MONTH
AUGER DRIVE		\$80	\$240	\$720
AUGER BITS	6",9",12",18",24",30", AND 36" DIAMETER AVAILABLE	\$1 Per Inch	\$	\$
BRUSHCAT SHREDDER	72" WIDTH	\$110	\$385	\$1,100
BRUSH RAKE	80" WIDTH	\$80	\$240	\$720
GRADER	96" BLADE WIDTH	\$135	\$405	\$1,215
GRAPPLE BUCKET	BRUSH AND INDUSTRIAL	\$80	\$240	\$720
HAY SPIKE		\$45	\$135	\$405
HYDRAULIC BREAKER HB980	LOADER AND EXCAVATOR MOUNT	\$170	\$510	\$1,530
PALLET FORKS	48" FORKS	\$35	\$105	\$315
PIPE DRIVER	UP TO 6" DIAMETER PIPE	\$120	\$360	\$1,080
ROCK BUCKET	72" WIDTH	\$50	\$150	\$450
SOIL CONDITIONER	48" AND 72" AVAILABLE	\$90	\$270	\$810
T-POST DRIVER	T-POST AND UP TO 2 7/8" PIPE	\$70	\$210	\$630
TILLER	76" WIDTH	\$90	\$270	\$810
TREE GRUBBER		\$50	\$150	\$450
TRENCHER	6" WIDTH, 3' DEPTH	\$100	\$350	\$1,00
VIBRATORY ROLLER	80" WIDTH	\$120	\$420	\$1,200

LAWN AND GARDEN	PRODUCT SPECIFICATION	DAY	WEEK	MONTH
REAR TINE TILLER	24" WIDTH, SELF PROPELLED	\$70	\$210	\$630
SOD CUTTER	17" CUTTING WIDTH, SELF PROPELLED	\$90	\$270	\$810
SOD ROLLER	24" WIDTH, WATER FILLED	\$20	\$70	\$200

PUMPS AND SPRAYERS	PRODUCT SPECIFICATION	DAY	WEEK	MONTH
COLD WATER WASHER	4,000 PSI	\$60	\$180	\$540
SUBMERSIBLE PUMP	2" DISCHARGE	\$40	\$120	\$360
TRAILER MOUNTED HOT WATER WASHER	200 GALLON WATER TANK	\$300	\$1,050	\$3,000
TRASH PUMP	2" DISCHARGE	\$50	\$150	\$450

COMPACTION EQUIPMENT	PRODUCT SPECIFICATION	DAY	WEEK	MONTH
PLATE COMPACTOR	200 POUNDS, 5 HP	\$65	\$195	\$585
TRENCH COMPACTOR	150 POUNDS, 11" WIDTH	\$85	\$255	\$765

CONCRETE TOOLS	PRODUCT SPECIFICATION	DAY	WEEK	MONTH
BULL FLOAT	48" WIDTH, 6' HANDLES	\$20	\$70	\$200
CONCRETE BUGGY	TRACKS, 2,200 LB/16 CU FT CAPACITY	\$185	\$555	\$1,665
CONCRETE GRINDER	20" WIDTH	\$85	\$300	\$850
CONCRETE SCARIFIER	8" WIDTH	\$250	\$875	\$2,500
CORE DRILL, STAND	2" TO 6" BARREL CAPACITY	\$80	\$280	\$800
HAND HELD CONCRETE SAW	14" BLADE	\$55	\$195	550
HAND HELD CORE DRILL	2" TO 4" BARREL CAPACITY	\$80	\$280	\$800
POWER TROWEL	46" WIDTH, 9 HP	\$70	\$210	\$630
WALK BEHIND CONCRETE SAW	14" BLADE	\$65	\$195	\$585

CONCRETE STAMPING EQUIPMENT	PRODUCT SPECIFICATION	DAY	WEEK	MONTH
FIELDSTONE STAMP		\$150	\$525	\$1,500
WOOD PLANK STAMP		\$150	\$525	\$1,500
GILPIN'S FALLS BRIDGE PLANK STAMP		\$150	\$525	\$1,500
ITALIAN SLATE STAMP		\$150	\$525	\$1,500
HEAVY STONE STAMP		\$150	\$525	\$1,500
TAMPERS		\$15	\$55	\$150
TOUCH UP TOOLS		\$15	\$55	\$150

FLOOR CARE	PRODUCT SPECIFICATION	DAY	WEEK	MONTH
CARPET STRETCHER		\$50	\$175	\$500
DRUM FLOOR SANDER	8" WIDTH	\$55	\$195	\$550
EDGE SANDER	6" DISC	\$40	\$140	\$400
ELECTRIC SCRAPER	FOR CARPET AND VINYL FLOORING	\$55	\$195	\$550
FLOOR BUFFER	17" LOW SPEED	\$45	\$160	\$450
KNEE KICKER		\$20	\$70	\$200
ORBITAL FLOOR SANDER	16" WIDTH	\$55	\$195	\$550

TOOL RENTAL	PRODUCT SPECIFICATION	DAY	WEEK	MONTH
50' SEWER SNAKE	1/2" CABLE	\$40	\$350	\$1,000
75' SEWER SNAKE	1/2" CABLE	\$50	\$440	\$1,250
100' SEWER SNAKE	5/8" CABLE	\$60	\$525	\$1,500
CHIPPING HAMMER	15 POUND CLASS	\$35	\$125	\$350
DEMO HAMMER	40 POUND CLASS	\$50	\$175	\$500
JACK HAMMER	70 POUND CLASS	\$60	\$210	\$600
ROOFING NAIL GUN		\$35	\$105	\$300
SIDING NAIL GUN		\$35	\$105	\$300
TOWABLE AIR COMPRESSOR	185 CFM	\$90	\$270	\$810
PNEUMATIC JACK HAMMERS	60# AND 90#	\$35	\$125	\$350

MACHINE SPECIFICATIONS

SKID-STEER LOADERS

	WEIGHT	LIFT HEIGHT	LIFT CAPACITY	HP	WIDTH
S450	5,370	9' 1"	1,300	49	62"
S550	6,213	9' 5"	1,750	61	69"
S570	6,480	9' 11"	1,950	61	68"
S590	6,765	9' 11"	2,000	68	68"
S64	6,974	10'	2300	68	68"

MINI TRACK LOADERS

	WEIGHT	LIFT HEIGHT	LIFT CAPACITY	HP	WIDTH
MT100	3,390	6' 8"	1,000	24.8	35.6"

COMPACT TRACK LOADERS

	WEIGHT	LIFT HEIGHT	LIFT CAPACITY	HP	WIDTH
T450	6,148	9' 1"	1,400	55	56"
T62	8,612	9' 5"	2,150	68	68"
T64	8,727	10'	2,300	68	68"
T66	8,927	10'	2,450	74	68"
T76	10,250	10'8"	2,900	74	80"
T740	10,127	10'11"	3,200	74	80"

BRUSH CHIPPER

	WEIGHT	HP	WIDTH	CHIPPING CAPACITY
BC1000XL	4,680	89	66.5"	Up to 12" in diameter

Rental Terms and Conditions

- Rentals are available on a daily, weekly and monthly basis. A daily rental is based upon 24 hours. A rental starts at pickup or upon delivery. A weekly rental is based upon seven days. A monthly rental is based upon 28 days. Longer rental options are available upon request.
- Weekend rental time and rates available. Contact us for details.
- Pick-up and delivery is available at a cost of \$120 (one-ton haul truck) or \$140 (semi-truck) round trip. If you are outside the Abilene city limits there will be an addional \$4.50 per mile charge.
- Customers may pick up or return equipment during regular business hours with an approved trailer and towing vehicle.
- A valid driver's license and pre-approved credit card are required without an established line of credit.
- The customer is responsible for any and all damages occurring during the rental period.
- The customer shall provide proof of insurance naming Compact Construction Equipment, LLC, as certificate holder. Coverage must be for the full value of equipment rented against damage and loss, including vandalism and theft.

EXCAVATORS

	WEIGHT	DIG DEPTH	HP	WIDTH
E10	2,593	6'	10.2	28"- 43"
E20	4,306	8' 6"	13.9	39"- 54"
E32	7,403	10' 2"	24.8	61.8"
E35	7,893	10' 2"	33	69.7"
E38	7,893	11'1"	33	69.7"
E50	10,677	11' 6"	49.8	77.2"
E85	18,977	15' 5"	65.9	87"

TELEHANDLER

	WEIGHT	LIFT HEIGHT	LIFT CAPACITY	HP	WIDTH
V519	11,001	19' 2"	5,500	74	82.7"

TRENCHERS

	WEIGHT	DIG DEPTH	HP	WIDTH
RTX250	1,550	2' or 3' x 4" wide	25	34.5"
RTX450	6,000	4' x 6" wide	49	60"
RTX550	15,000	26" x 4"- 6" wide	67	72.4"

SPOIL TANK

	WEIGHT	HP	GAL	
LPX573XDT	6,300	24	500	PINTLE HITCH

- If customer is unable to provide required insurance coverage, Compact Construction Equipment, LLC, will make a third-party policy available at a rate of 12% of the rental value.
- Quoted machine rates include one bucket.
- Quoted rates do not include taxes, insurance, delivery and/or pickup
- Cleaning charges may be assessed at the end of a rental at a rate of \$75 per hour if the equipment is not returned clean.
- All rental machines are filled with fuel at the time of rental. A refueling fee will be charged machines not returned full.
- Compact Construction Equipment, LLC reserves the right to inspect any trailer used for hauling any rental equipment.
- Complete terms and conditions will be provided on the rental contract at time of transaction.

THIS IS Bobcat[®] COUNTRY



NOT LOOKING TO RENT?

We also sell, lease and service the complete line of Bobcat[®] equipment. Request a quote today and learn more about our Texas-sized commitment to you and your business.



SKID-STEER LOADERS



COMPACT TRACK LOADERS



MINI TRACK LOADERS



SMALL ARTICULATED LOADERS



EXCAVATORS



WHEEL LOADERS



COMPACT TRACTORS



ZERO-TURN MOWERS



UTILITY VEHICLES



TOOLCAT WORK MACHINES



TELEHANDLERS




ATTACHMENTS

YOUR FULL-SERVICE RENTAL AND EQUIPMENT DEALER



NEW & USED EQUIPMENT • RENTALS • SERVICE • PARTS

COME VISIT US TODAY!



Bobcat of Abilene

2257 South Treadaway Blvd.
Abilene, TX 79602
(325) 673-7361



Certain specification(s) are based on engineering calculations and are not actual measurements. Specification(s) are provided for comparison purposes only and are subject to change without notice. Specification(s) for your individual Bobcat equipment will vary based on normal variations in design, manufacturing, operating conditions and other factors. Bobcat®, the Bobcat logo and the colors of the Bobcat machine are registered trademarks of Bobcat Company in the United States and various other countries. CCE-20002